

Date: 07-09-2022

Government Engineering College, Bhavnagar (021)

Hostel Fee Notice– Sem 3,5,7

All students of semester- 3, 5, 7 who are residing in the hostels are herewith informed to pay the Hostel Fee for the current semester 2022 as per the given schedule.

Date	Sem	Student type	HOSTEL FEE
08/09/2022	3,5,7	Boy	Rs. 2400/- (Rs. Two Thousand Four Hundred Only)
to 19/09/2022		Girl	

All the students are strictly informed to pay hostel fees within the stipulated time period. No request will be entertained after mentioned time period.

Note: Those students who fail to pay Tuition Fee (Academic) within the stipulated time period, his/her hostel admission will not be approved.

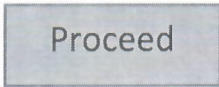
Instructions for the Fee Payment

Students are herewith informed to follow below mentioned instructions:

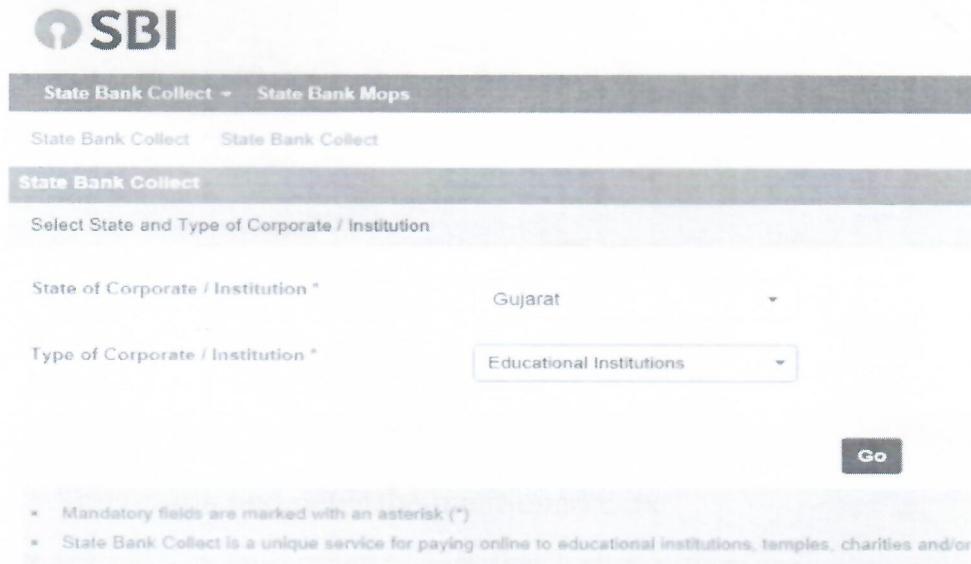
- Don't do multiple payments (Read Important notes below). No Refund request shall be entertained.
- Make sure that your Enrollment Number, Name, Semester and Mobile Number is correct.
- Verify your personal details before making transaction.
- After payment transaction, PDF file is generated as your fee receipt.
- Please note your Reference Number generated for any correspondence.
- Take print out of that PDF, keep it with you for future reference.

S.
07/09/22
(1/4)

Payment procedure for the HOSTEL FEE:

- 1) Go to SBI collect in Google.
- 2) Accept the terms and conditions. → 
- 3) Select State of corporate/Institution : Gujarat

Type of corporate/Institution: Educational Institute → Click on Go button



State Bank Collect + State Bank Mops

State Bank Collect State Bank Collect

State Bank Collect

Select State and Type of Corporate / Institution

State of Corporate / Institution * Gujarat

Type of Corporate / Institution * Educational Institutions

Go

* Mandatory fields are marked with an asterisk (*)

* State Bank Collect is a unique service for paying online to educational institutions, temples, charities and/or

- 4) Select Educational Institution's Name:

Principal Government Eng College Bhavnagar

- 5) Select payment category: **Hostel Fee- Renewal for Admission**
- 6) Fill the correct details such as Enrollment No, Name etc.
- 7) Verify your personal details before making payment transaction and pay the fees.
(Very Important)
- 8) After making payment, save the payment receipt and take print out.

Important Note:

Kindly note that don't do multiple payments, after first payment procedure if error comes then do your second attempt for payment after following:

- a) Check SBI collect payment history for your transaction
- b) Check your transaction statement
- c) Wait at least 3 working days for the transaction process

Handwritten notes in blue ink: a checkmark, the date '07/09/22', and a circled fraction '2/4'.

The procedure for checking "PAYMENT HISTORY" is as follows:

Go to SBI collect home page \implies Accept the terms and conditions \implies Go to state bank collect and click on the payment history as shown in figure.


The screenshot shows the SBI State Bank Collect website. At the top left is the SBI logo. Below it is a navigation bar with "State Bank Collect" and "State Bank Mops". A dropdown menu is open under "State Bank Collect", showing options: "State Bank Collect", "Reprint Remittance Form", and "Payment History". Below the navigation bar are two dropdown menus: "State of Corporate / Institution *" with "----- Select State -----" and "Type of Corporate / Institution *" with "----- Select Type -----". A "Go" button is located to the right of these dropdowns. Below the "Go" button, there are two bullet points: "Mandatory fields are marked with an asterisk (*)" and "State Bank Collect is a unique service for paying online to educational institutions, temples, charities and/or".


➤ Select first option and enter the mentioned data

The screenshot shows the SBI State Bank Collect website with the "Payment History" option selected in the navigation menu. Below the navigation bar, there is a "State Bank Collect" header. Underneath, there is a radio button selected for "Select a date range to view details of previous payments". Below this, there are four input fields with calendar icons: "Date of Birth *" (with a note "(Date provided at the time of making payment)"), "Mobile Number(Enter 10 - digit) *" (with a note "(Mobile Number provided at the time of making payment)"), "Start Date *", and "End Date *" (with the value "2/7/2020" entered).

Handwritten notes in blue ink: a signature, the date "02/09/22", and a circled fraction "3/4".


➤ Enter the text as shown in the image and then click Go button

Start Date * 

End Date * 

Enter the INB Reference Number (Starting with 'DU') & DOB/Mobile Number to view a specific payment

DU Reference Number *
(As appearing in your pass book/statement in the narration pertaining to the transaction)


Date of Birth * 
(Date provided at the time of making payment)

OR

Mobile Number(Enter 10 - digit) *
(Mobile Number provided at the time of making payment)

Enter the text as shown in the image *

➤ Confirm your payment status in Payment summary

 State Bank Collect

State Bank Collect ▾ State Bank Mops

State Bank Collect Payment History Exit


State Bank Collect 02-Jul-2020 10:32:58 PM IST

State Bank Collect payment history from 1/7/2020 to 2/7/2020

Reference Number	Institution Name	Amount	Transaction Date	Status	Transaction Description	Action
DUD1457641	PRINCIPAL GOVERNMENT ENG COLLEGE BHAVNAGAR	1,200.00	02-07-2020	PAID	Completed Successfully	Print
DUD1457117	PRINCIPAL GOVERNMENT ENG COLLEGE BHAVNAGAR	1,200.00	02-07-2020	PAID	Completed Successfully	Print
DUD1456932	PRINCIPAL GOVERNMENT ENG COLLEGE BHAVNAGAR	1,200.00	02-07-2020	Failure	Transaction details not available.	
DUD1456413	PRINCIPAL GOVERNMENT ENG COLLEGE BHAVNAGAR	1,200.00	02-07-2020	Failure	Transaction details not available.	
DUD1456339	PRINCIPAL GOVERNMENT ENG COLLEGE BHAVNAGAR	1,200.00	02-07-2020	PAID	Completed Successfully	Print

© State Bank of India Privacy Statement | Disclosure | Terms of Use

➤ If payment status is PAID then take a printout of payment receipt.


Rector 07/09/22

GEC Bhavnagar

4/4