

Government Engineering College, Bhavnagar (021)

RE-EXTENSION of Hostel RENEWAL fee Notice– Sem 1/4/6/8 (GIRLS/BOYS)

This is to inform the semester- 1/4/6/8 admitted students have to pay hostel **renewal fees** for the current **Even semester-2022** as per given schedule. This notice is applicable only to the **admitted students**. Submit the fee receipt to the concern hostel warden within Three days of payment.

In accordance with the discussion, the deadline for renewing students has been again extended. Now is the last chance to pay your hostel fee before the deadline. Those who fail may be removed from hostel without notice.

The fees details and payment procedure for hostel fee are as follows:

Extended Date	Sem	Student type	Term Fees
21/03/2022	1*,4,6,8	Boy	Rs. 2400
To		Girl	Rs. 2400
23/03/2022			

***Except First year students who have paid fees in Admission Round II Jan-Feb 2022. Rest all first year students who were admitted in Round I have to pay the fees without fail**

The students have to fill the details on following Google link –after paying the fees-without fail.

<https://forms.gle/ZYHX9XEddkJusyZS8>

Note:

- Those students who have failed to pay Term fee within the mentioned time period then his/her hostel admission will not be approved.
- All the students are strictly instructed to pay your hostel fees within the stipulated time period mentioned in the above table. No entries will be entertained after that time period.

- Only admitted students have to pay the fees, no reimbursement will be done if any student other than admitted pays the fees.

Instructions for Term Fee Payment

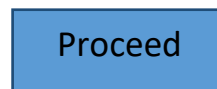
The following instructions every student has to follows:

- Don't do multiple payments (Read Important notes below). Refund will not be given if you have not follows guidelines.
- Make sure that you're Enrollment Number, Name, Semester and Mobile Number is correct.
- Verify your personal details before making payment transaction.
- After payment transaction PDF file is generated as your fee receipt.
- Please note your Reference Number generated for any correspondence.
- Take print out of that PDF, keep it with you and submit when required.

Payment procedure for Term fee:

1) Go to SBI collect in Google

2) Accepted the terms and conditions →



3) Select state of corporate/Institution : Gujarat

Type of corporate/Institution : Educational Institute → click on Go button

4) Select Educational Institutions Name:

Principal Government Eng College Bhavnagar

- 5) Select payment category: Select category according to table mentioned in the notice
- 6) Fill the correct details such as Enrollment No, Name etc. and pay the fees.
- 7) Verify your personal details before making payment transaction (*Very important*)
- 8) Do payment and save the payment receipt and produce the same as when ask by the Institute authority.

Important Note:

Kindly note that don't do multiple payments, after first payment procedure if error comes then do your second attempt for payment after following:

- a) Check your transaction statement
- b) Wait at least 3 working days for the transaction process
- b) Check SBI collect payment history for your transaction. The procedure is as follows:

Go to SBI collect home page \implies Accepted the terms and conditions \implies Go to state bank collect and click on the payment history as shown in figure.

The screenshot shows the SBI State Bank Collect website. At the top left is the SBI logo. Below it is a navigation bar with 'State Bank Collect' and 'State Bank Mops'. A dropdown menu is open under 'State Bank Collect', showing options: 'State Bank Collect', 'Reprint Remittance Form', and 'Payment History'. Below the menu are two dropdown menus: 'State of Corporate / Institution *' with '---- Select State ----' and 'Type of Corporate / Institution *' with '---- Select Type ----'. A blue 'Go' button is at the bottom right. A red banner at the bottom contains two bullet points: 'Mandatory fields are marked with an asterisk (*)' and 'State Bank Collect is a unique service for paying online to educational institutions, temples, charities and/or'.


- Select first option and enter the mentioned data

State Bank Collect ▾ State Bank Mops


State Bank Collect / Payment History


State Bank Collect

Select a date range to view details of previous payments


Date of Birth * 
(Date provided at the time of making payment)


Mobile Number(Enter 10 - digit) *
(Mobile Number provided at the time of making payment)

Start Date * 

End Date * 


- Enter the text as shown in the image and then click Go button

Start Date * 

End Date * 

Enter the INB Reference Number (Starting with 'DU') & DOB/Mobile Number to view a specific payment

DU Reference Number *
(As appearing in your pass book/statement in the narration pertaining to the transaction)

Date of Birth * 
(Date provided at the time of making payment)

OR

Mobile Number(Enter 10 - digit) *
(Mobile Number provided at the time of making payment)

Enter the text as shown in the image * **56F0D**

Go

- Confirm your payment status in Payment summary

State Bank Collect payment history from 1/7/2020 to 2/7/2020

Reference Number	Institution Name	Amount	Transaction Date	Status	Transaction Description	Action
DUD1457641	PRINCIPAL GOVERNMENT ENG COLLEGE BHAVNAGAR	1,200.00	02-07-2020	PAID	Completed Successfully	Print
DUD1457117	PRINCIPAL GOVERNMENT ENG COLLEGE BHAVNAGAR	1,200.00	02-07-2020	PAID	Completed Successfully	Print
DUD1456932	PRINCIPAL GOVERNMENT ENG COLLEGE BHAVNAGAR	1,200.00	02-07-2020	Failure	Transaction details not available.	
DUD1456413	PRINCIPAL GOVERNMENT ENG COLLEGE BHAVNAGAR	1,200.00	02-07-2020	Failure	Transaction details not available.	
DUD1456339	PRINCIPAL GOVERNMENT ENG COLLEGE BHAVNAGAR	1,200.00	02-07-2020	PAID	Completed Successfully	Print

➤ If payment status is PAID then take a printout of payment receipt.

Rector
GEC Bhavnagar